


FEATURES

- 2-8 GHz Frequency Coverage
- FM/Phase-Lock Port
- TO-8 Package
- High Reliability

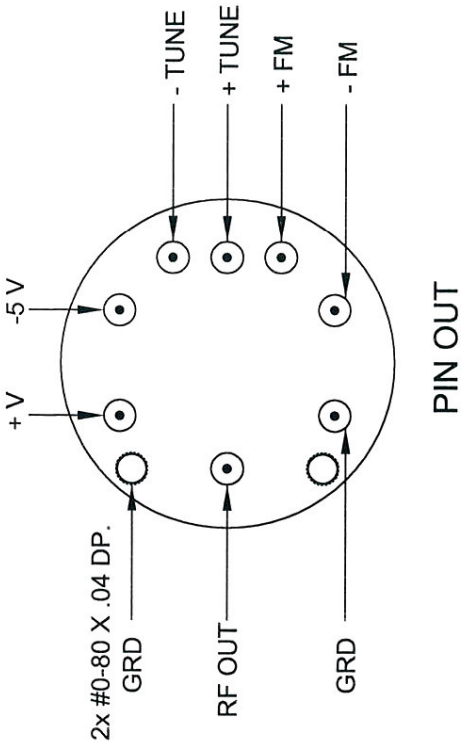
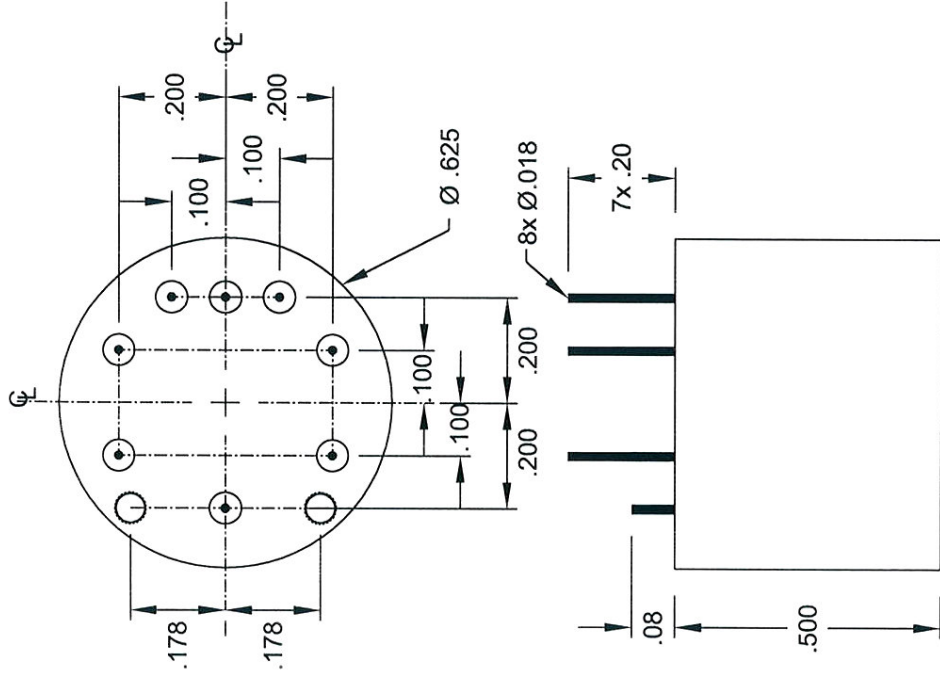

DESCRIPTION

The MICRO LAMBDA **MLTO**-Series Permanent Magnet YIG-Tuned Oscillators cover the frequency range of 2-8 GHz. They are available in customer selected tuning ranges and are fitted with a low power main coil, and FM coil for phase locking. All units operate from a +8 Volt and -5 Volt supply and operate over the 0° to + 65°C temperature range. Units do not require a heater.

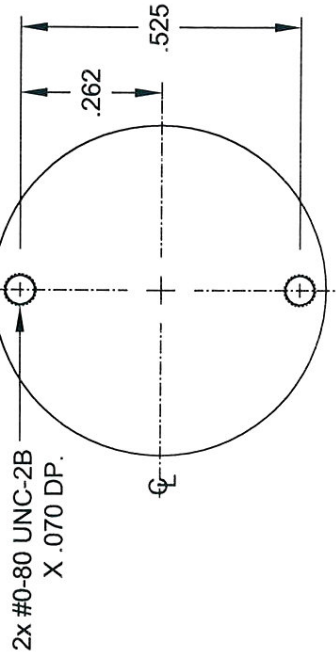
ELECTRICAL AND PERFORMANCE SPECIFICATIONS

Guaranteed Specifications at 0° to +65° C Case Temperature

Model No.	MLTO-50204	MLTO-50306	MLTO-50308
Frequency Range, Min.	2-4 GHz	3-6 GHz	3-8 GHz
Free Run Frequency	3 GHz	4.5 GHz	5.5 GHz
Free Run Frequency Settability	+/- 200 MHz	+/- 200 MHz	+/- 200 MHz
Power Output, Min.	+10 dBm	+10 dBm	+10 dBm
Power Output Variation, Max.	3 dB	3 dB	3 dB
Freq. Drift over Temp., Max.	+/-10 MHz	+/-10 MHz	+/-10 MHz
Pulling Figure (12 dB RL), Typ.	2 MHz	2 MHz	2 MHz
Pushing Figure +8 Vdc, Typ.	2 MHz/V	2 MHz/V	2 MHz/V
Harmonics, Min.	-15 dBc	-15 dBc	-15 dBc
Spurious Output, Min.	-70 dBc	-70 dBc	-70 dBc
Phase Noise @ 10kHz Offset	-100 dBc/Hz	-100 dBc/Hz	-100 dBc/Hz
@ 100kHz Offset	-125 dBc/Hz	-125 dBc/Hz	-125 dBc/Hz
@ 100 kHz Offset, Typ	-128 dBc/Hz	-128 dBc/Hz	-128 dBc/Hz
Main Coil			
Sensitivity, Typ.	9.7 MHz/mA	9.7 MHz/mA	9.7 MHz/mA
Linearity, Typ.	+/-2 MHz	+/-2 MHz	+/-2 MHz
Hysteresis, Typ.	10 MHz	10 MHz	10 MHz
Impedance @ 1 kHz, Typ.	9 Ohm/30 mH	9 Ohm/30 mH	9 Ohm/30 mH
FM Coil			
Sensitivity, Typ.	300 kHz/ma	300 kHz/ma	300 kHz/ma
3 dB Bandwidth, Typ.	1 MHz	1 MHz	1 MHz
Deviation @ 400 kHz, Min.	+/- 50 MHz	+/- 50 MHz	+/- 50 MHz
Impedance @ 1 MHz, Typ.	.7 Ohm/1 uH	.7 Ohm/1 uH	.7 Ohm/1 uH
DC Power, Max. +8.0 Vdc +/- 0.5 V	60 mA	60 mA	60 mA
-5.0 Vdc +/- 0.25 V	15 mA	15 mA	15 mA
Case Style	91-001	91-001	91-001



WEIGHT: .56 Oz (16g)



REV	DESCRIPTION	DATE	APPROVED

UNLESS OTHERWISE SPECIFIED DIMENSIONS ARE IN INCHES TOLERANCE ARE: * .xx ± .010 * .xxx ± .005		CONTRACT NO.	
MATERIAL		APPROVALS	DATE
FINISH		DRAWN N. NGUYEN	11/18/09
DO NOT SCALE DRAWING		CHECKED <i>[Signature]</i>	11/18/09
ISSUED		DWG. NO.	REV.
SCALE		0RN63	91 - 001
SHEET		MICRO LAMBDA WIRELESS, INC. PC MOUNT OSCILLATOR (Ø .625" X .500" HIGH)	